

Instructions for WeChat Video – Introduction


Vocabulary:

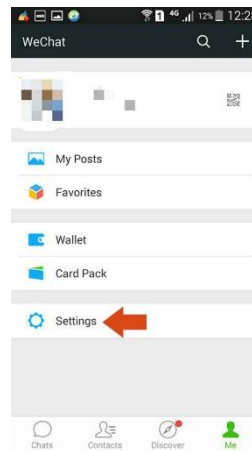
Subscribe (v.)

Press (v.)




Screen (n.)

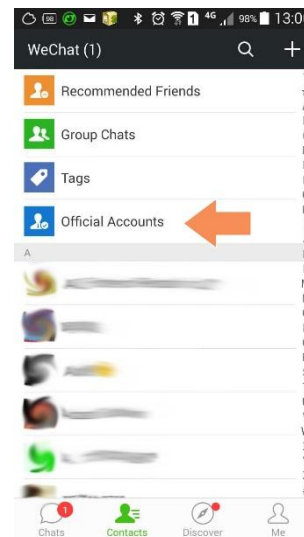
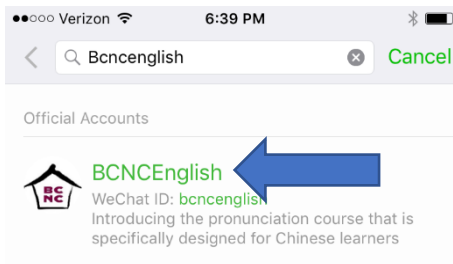
First, **change the language of your WeChat to English**. You can change it back to Chinese when you are finished.

1. Press “me”  at the bottom right of the screen.
2. Press “Settings”, “General”, “Language”, and choose English. Press “Save”.



To Subscribe to the WeChat Official Account:

1. Press “Contacts”  at the bottom of the screen.
2. Press “Official Accounts” and the plus  in the top right corner.
3. Type bcncenglish (no spaces or capital letters and press search.
4. Press the BCNC picture when it comes up.
5. Press “Follow” 
6. Now, you can always find the videos when you go to “Contacts”, “Official Accounts”, “BCNC English”.



Instructions for Watching Sofa English Videos

1. Type “0”, “intro”, or “introduction” to see the first video. (Type 1, 2, 3, etc to see the next videos).
2. Press “Chapter 0 Introduction” and press the white triangle to play the video.



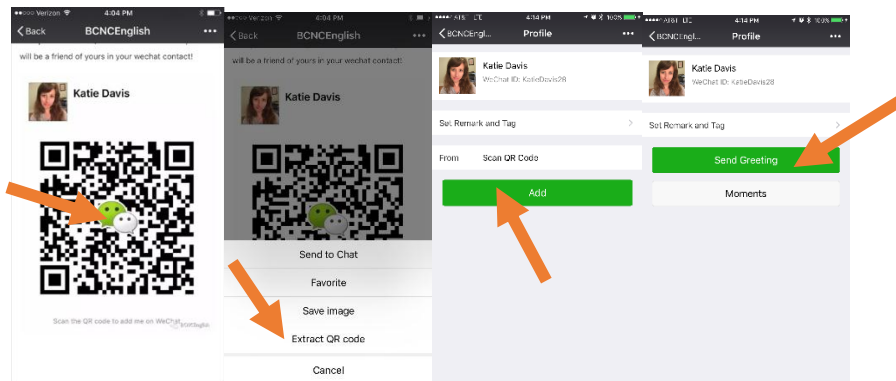
Press here to pause (stop) the video.

Press here to make the video bigger.

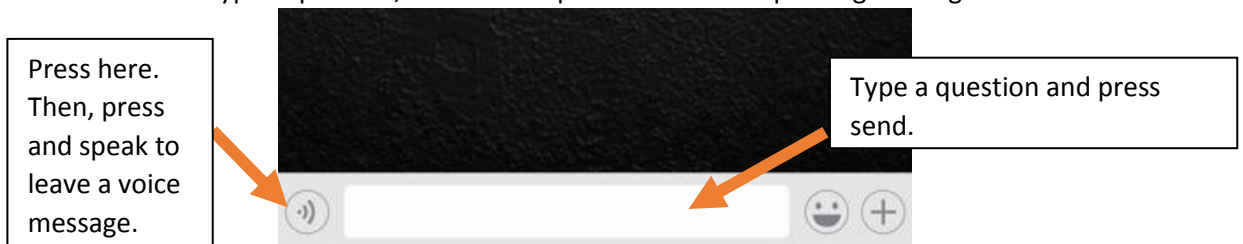
Press and move forward or backward in the video

How to Use This Video:

1. Watch the video all the way through. (Don't stop to translate words)
 - a. You need to use headphones to hear all the words.
2. Go down below the video and read the words we say in the video.
 - a. Use your dictionary or translator to look up words you don't know.
 - b. Write new words in your notebook with the meaning in your language.
3. After you read and understand all the words, watch the video again. You can read the English subtitles this time.
4. You can stop the video and go back to listen to a difficult part more than once.
5. You should watch the video more than 2 times. Then, put away the video and write a sentence about something you learned from the video.
 - a. It can be a new word or a new idea.
 - b. For example: "I learned how to say yes/no questions." "I learned that the word "design" means to make."
6. If you have any questions about the video or you want to tell me something about it, you can send me a WeChat message.
7. To add me to your WeChat, go down to the bottom of the page and press the QR code and hold it. Then, click "Extract QR Code".
8. Then click "Add" and "Send Greeting".



9. Type a question, or click the speaker to send a speaking message.



10. To find this video again later you can go to the BCNC English page and type "0", "intro", or "introduction" and it will come up. To see the next videos, type and send 1, 2, 3, etc.