

Digital Resources to
Create Independent Learning Opportunities
for
Your ESOL Students

February 3, 2017
1:00-4:00

A First Literacy Professional Development Workshop

Facilitators

Diana Satin

dianarsatin@gmail.com

617.942.0433

Lenore Balliro

lbaliro@firstliteracy.org

617.482.3336 x13

Icebreaker via Today's Meet

1. Go to todaysmeet.com/firstliteracy

2. Type your name.

3. Click 'Join.'

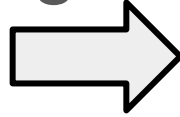


Talk

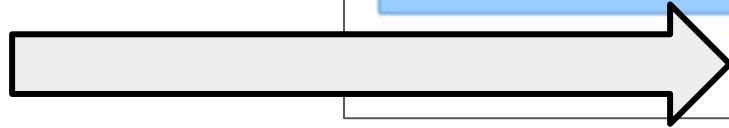
Nickname:

Join

Type your message.



Click 'Say.'



Message: Characters remaining:
140

Today's Meet

todaysmeet.com

Uses

- Continue a class discussion
- Tailor assignment to various levels
- Use as a formative assessment
- Interact with another class
- [Your ideas here]

Pluses and Challenges

Pluses

- No sign-in required!
- Clear interface
- Choose your web address

Challenges

- Need Internet
- Typing only, no images

Why Independent Learning?

1. A brave soul (maybe you!) creates a Today's Meet room for all of us to join.
2. All respond to the following:

What are purposes of providing students with independent learning opportunities?

Mastery and Technology

- Mastery (Washburne)
- Mastery learning (Bloom)
- Digital resources

Source: [When Teachers and Technology Let Students Be the Masters of their Learning](#) (Sal Khan, Edsurge)

Cell Phone for Homework

- Start with the teaching/learning goals, not the technology.
- Cell phones: many students already use them, basic tech.
- Make your rationale explicit to students.
- Model the homework assignments so students know what you expect.
- Make it a routine.
- Ask students for ideas on how they use their phone for language learning and adapt some for homework assignments.

Ideas for Using the Cell Phone

- Camera
- Text
- Tweet


(See handout/chart for examples)

WhatsApp

Download - Privacy caveat

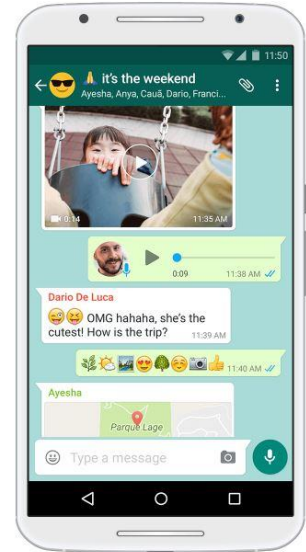
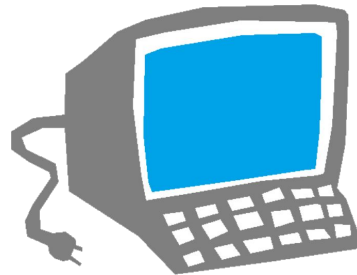
Mobile Devices:

whatsapp.com/dl



Computer:

whatsapp.com/download



Uses

[whatsapp.com](https://www.whatsapp.com)

- Teacher sends whole class an assignment
- Teacher sends individual students one of several assignments based on level, interest, other
- Students interact for an assignment
- [Your ideas here]

Pluses and Challenges

Pluses

- Clear interface, similar to other text programs
- Can send images and audio for repeated review
- Use for real-life communication
- Real-time messaging raises students' interest & motivation

Challenges

- Need to download app
- App accesses contacts
- Privacy: group members can contact one another

Quizlet

quizlet.com/dianas4/classes

STUDY



FLASHCARDS



LEARN



SPELL



TEST



MATCH



GRAVITY



LIVE

Uses

quizlet.com

- Content:
 - Vocabulary
 - Grammar
 - Math
 - Topics
- Students make own sets
- Review
- Preview
- [Your ideas here]

Pluses and Challenges

Pluses

- No log in needed to study
- Images/audio available (copy others' sets or paid subscription)
- Copy from 1,000's of other teachers' sets
- Create tailored sets
- Sets can be printed

Challenges

- Navigation (at first)
- Students need to log in to track progress online

Class Website

Simple: [Google Doc](#)

Fancier: Template such as [Weebly](#) allows a variety of interactions via widgets such as blogs and Padlet

Wix: [corvid03.wixsite.com/hospitality](#)

Uses

[Google Docs](#)

- Whole class
- Individual student pages
- Resources
- Student creations
- Class communication
- [Your ideas here]

[Weebly](#)

[Wix](#)

Pluses and Challenges

Pluses

- Everything in one place
- Easy for students to navigate to resources

Challenges

- Creation can be time-consuming
- Learning curve for students to navigate
- Need to maintain resources

Time to Explore!

Sit at the table with the sign of a tool you are interested in:

Today's Meet

WhatsApp

Quizlet

Class website

In your group:

- Brainstorm implementation ideas
- Discuss your questions and concerns

Practical Matters

- techsoup.org
- techgoeshome.org
- everyoneon.org/adulted
- digitalpromise.org
- digitalliteracyassessment.org
- gcflearnfree.org

Action Planning Time!

1. Pair up with someone teaching same student level
2. Discuss Action Plan handout
3. How will you communicate between now and session 2? Text? WhatsApp? Your website-to-be? Another way?

What's Next

- Complete your Action Plan
- Online discussion
- Meet at Session 2 - Same bat time, same bat channel:

Friday, March 3, 1-4

Evaluations

Thank you for your honest feedback!

