



Launching Our Students' Summer Learning

May 17, 2024
Sarah Lynn

Objectives:

For you to come away with:

- ▶ an array of study skills and learning routines students can use on their own
- ▶ concrete student-facing planning tools for summer learning
- ▶ program-wide summer-project ideas to incentivize summer learning

Our Agenda

1. Identifying Independent Learning Skills
2. Explicitly Teaching Skills in Class
3. Choosing What to Practice
4. Accessing Materials and Resources
5. Motivating Learners

Let's find out about more about who is here today!



Please scan
the QR Code
and answer the
questions.


1. Identifying Independent Learning Skills

The background features a complex, abstract design of overlapping, semi-transparent blue polygons in various shades, ranging from light sky blue to deep navy blue. The shapes are primarily triangles and quadrilaterals, creating a dynamic, layered effect that is most prominent on the right side of the frame.

What skills do students need to be able to learn independently?



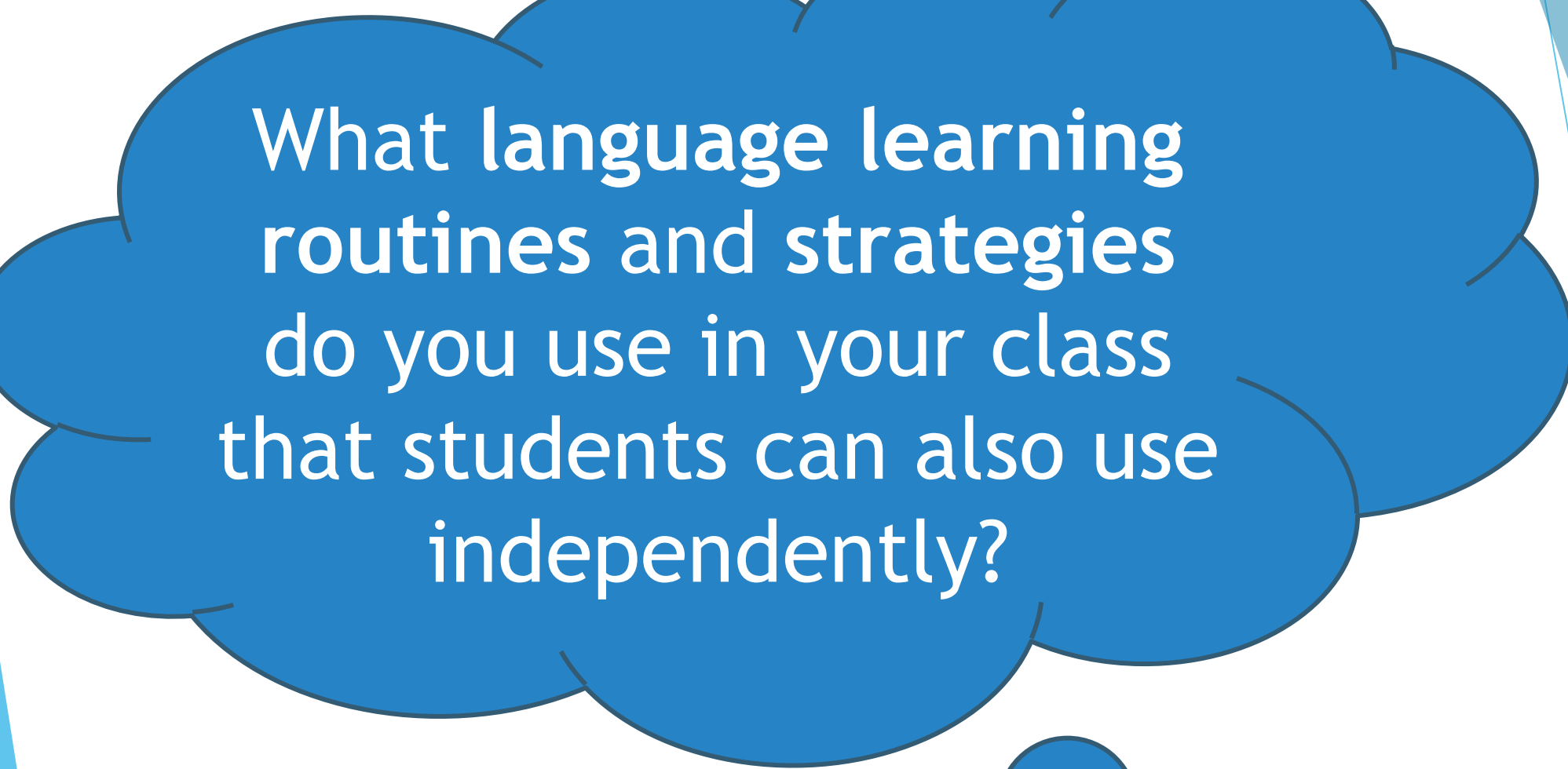
Chat or Raise your Hand



Why do we need to explicitly teach these skills?

“School skills come with schooling.”

“Digital skills come with practice and confidence.”



What language learning
routines and strategies
do you use in your class
that students can also use
independently?

Time to Think

Some Examples of Language Learning Strategies & Routines

The background features abstract, overlapping geometric shapes in various shades of blue, ranging from light sky blue to deep navy blue. The shapes are primarily triangles and polygons, creating a dynamic, layered effect on the right side of the slide.

The Vocabulary List

My Vocabulary List

New Word: 	Pronunciation: (syllables /stress)	Part of Speech: (verb, noun, adjective)
What does it mean? (explain in English or translate)	Sentence:	

New Word: 	Pronunciation: (syllables /stress)	Part of Speech: (verb, noun, adjective)
What does it mean? (explain in English or translate)	Sentence:	

Vocabulary-Practice Questions

How do you spell _____?

How many syllables are there?

Where is the stress?

Can you give an example of the word in a sentence?

Questions for Verb Practice

1. What is this verb in the past tense?

Is it regular or irregular?

1. How do you spell it?

Does it end with a consonant and a y?

1. How you say it?

How many syllables does it have?

Where is the stress?

Where's the verb?

**Where's the
subject of the
verb?**

**Is there a
connector?**

Where's the complement?

They

have

the same dark eyes

, but

they

are

different ages .

What language learning routines and strategies do you use in your class that students can also use independently?

**Time
to Talk**

Language Learning Strategies

Reading Strategies?
Practice?

Spelling Practice?

Grammar Strategies?

Pronunciation

Writing Strategies?

Vocabulary Practice?

Other Content Learning Strategies

Reading Strategies?

Spelling Practice?

Math Strategies?

Writing Strategies?

Vocabulary Practice?

Explicitly Teaching a Learning Strategy

1. **Choose** a strategy you use often in class.
2. **Name** the strategy. Ex: *Flashcards*
3. **Establish** the strategy in your class agenda.

4. **Reflect:** After using a strategy, ask:

What did we just do? What are the steps?

Do you like this strategy? Why? Why not?

Will you use this at home? In what situations?

5. **Apply:** When assigning independent work, ask:

How are you practice the _____ ?

What strategies will help you learn this?

Teaching Students How to Self-test



Self-testing
Answer Keys

Learning from

Spelling Practice

A Self-testing Routine



What words do I
remember?



Another Self-testing Routine



1. Read.



2. Read again.



3. Close the book.



4. Write what you remember.



5. Open the book.



6. Check your work

How to Use the Answer Key

Step #1: Compare your work to the answer key.

Step #2: Highlight your mistakes.

Step #3: Write the correct answer next to each mistake.

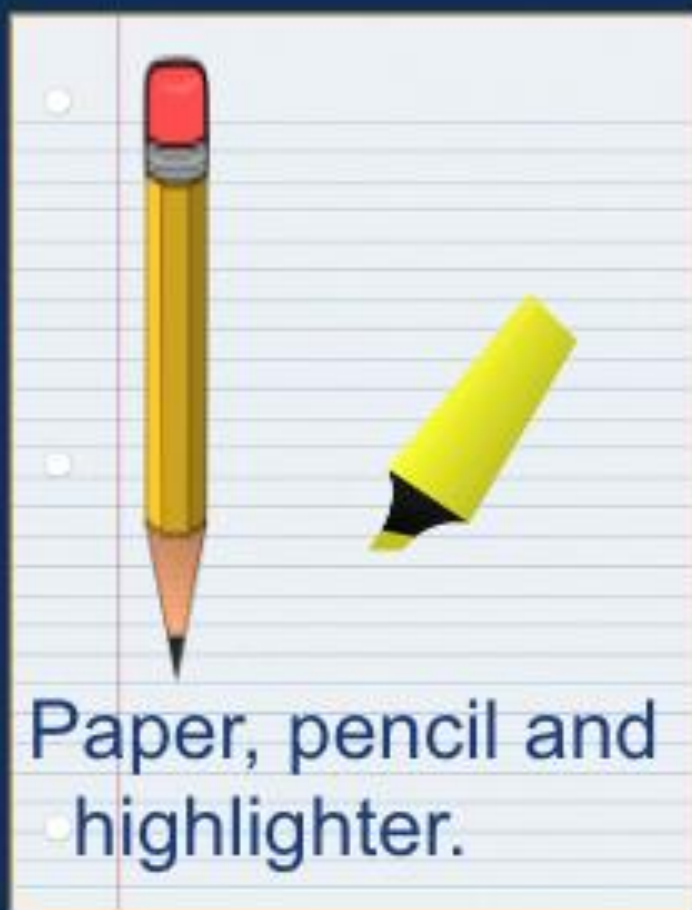
Step #4: If you do not understand the correction, ask someone for help.

Spelling Practice

1. Find the misspelled word and **highlight** it.
2. Write the correct word next to it.
3. Write the spelling word in your spelling practice sheet.
4. Cover the word and write it again.
5. Check your work.



Dictation




1. Listen & repeat.
2. How many words?
3. Write.

What examples of self-testing did you just hear about?



Time to Think

Have you explored self-testing in your class? How?



Time to Talk

Our Agenda

1. Identifying Independent Learning Skills
2. Explicitly Teaching Learning Skills in Class ✓
3. Choosing What to Practice ✓
4. Accessing Materials and Resources
5. Motivating Learners

Time to Stretch!



Let's take
10 minutes

2. Choosing What to Practice

Giving students opportunities to choose what works best for them.

How do you get students to reflect on which strategies are best for them?



Time to Think

Some examples from my class

Choice Time

Gallery Walk

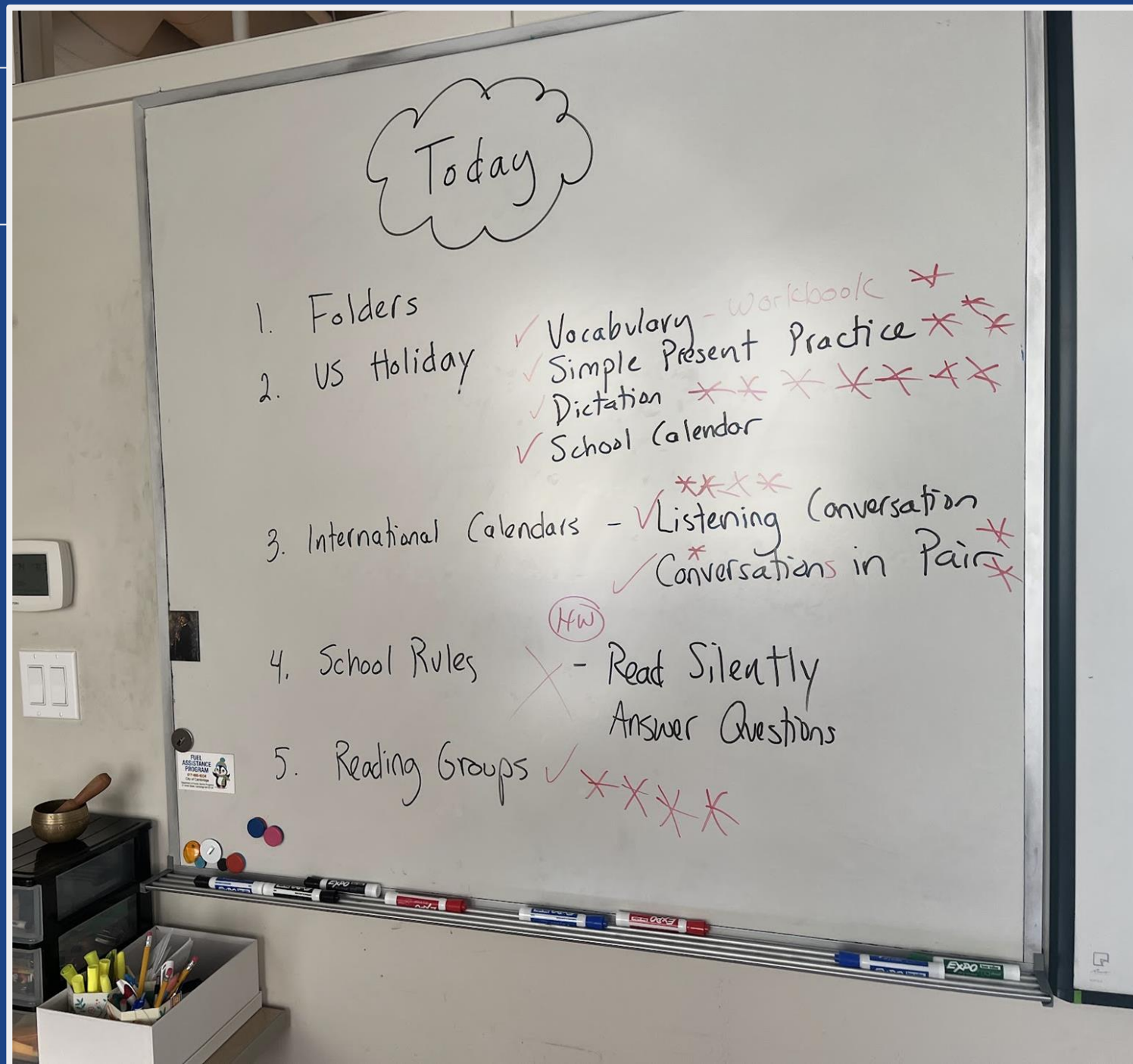
Study Preferences

Monthly Planning

Enf of Class Reflections



Class Recap

What was most important for your learning today?



Gallery Walk:

How can I improve my English?



Choice Time

Sentence Writing:

Complete the
sentence

Get Organized:

Binder
Folder
Spelling Sheets

Sentence Structure:

Subject-Verb
Complement
Word Order

Choice Time

Flashcards:

Vocabulary
Spelling
Pronunciation
Sentences

Q&A Questions:

Sentence Writing
Spelling

Conversation

Cards:
Speaking
Listening

Sentence

Structure:

Subject-Verb
Punctuation

Choice Time on CB or Phones

Memory Game: Match Irregular Verbs #1

- Take turns with a partner.
1. Tap on two tiles. Say the verbs.
 2. Do they match?




<https://wordwall.net/resource/64912706>

Your Name & the Date

Mem

<https://>

Your l



What do you think?

Which activity did you choose?

Do you want to use it again? Why? Why not?

Setting Intentions: Monthly Planning

Name _____

This is the month of _____ .

This month I will	Check ✓

Student Signature _____ Date: __ / __ / __

Teacher Signature _____ Date: __ / __ / __

Inventory of Student Study Preferences

Places I Study *



Always Sometimes Never

I study on the T.	<input type="radio"/>	<input type="radio"/>	<input type="radio"/>
I study in bed.	<input type="radio"/>	<input type="radio"/>	<input type="radio"/>
I study on my sofa.	<input type="radio"/>	<input type="radio"/>	<input type="radio"/>
I study at my kitchen table.	<input type="radio"/>	<input type="radio"/>	<input type="radio"/>
I study in my car.	<input type="radio"/>	<input type="radio"/>	<input type="radio"/>
I study at the public library.	<input type="radio"/>	<input type="radio"/>	<input type="radio"/>



How I Study Best

		Yes	No	IDK
Time	1. I study best in the morning.			
	2. I study best at night.			
	3. I study best right before class.			
	4. I need a lot of time to study. (1-2 hours)			
	5. I like to study in short amounts. (20 minutes).			
Sound	6. I need quiet to study.			
	7. I like music when I study.			
	8. I like a TV or radio on when I study.			
	9. I understand better when I read aloud.			
People	10. I read and listen along with the audio.			
	11. I like to study alone.			
My Body	12. I like to study with other people.			
	13. I need breaks to move around when I study.			
	14. I need to stretch every ten minutes when I study.			
	15. I need a bright light to study.			

Self-Assessments

Never		Sometimes		Always
1	2	3	4	5

Speaking	S	T <input type="text"/>
a. People understand me when I speak.		
b. I can repeat what someone says.		
c. I can talk quickly.		

Self-Assessment


Think about your listening skills in English. Check the box that is true for you. *

	Not at all.	A little bit.	Often.	Most of the time.
I understand my teacher when she speaks.	<input type="radio"/>	<input type="radio"/>	<input type="radio"/>	<input type="radio"/>
I understand my classmates when they speak.	<input type="radio"/>	<input type="radio"/>	<input type="radio"/>	<input type="radio"/>
I understand people in the community when they speak.	<input type="radio"/>	<input type="radio"/>	<input type="radio"/>	<input type="radio"/>
I understand when someone asks me questions.	<input type="radio"/>	<input type="radio"/>	<input type="radio"/>	<input type="radio"/>
I can repeat what my teacher says in dictation.	<input type="radio"/>	<input type="radio"/>	<input type="radio"/>	<input type="radio"/>

Think about your writing skills in English. Check the box that is true for you. *

	Not at all.	A little bit.	Often.	Most of the time.
I write with correct grammar.	<input type="radio"/>	<input type="radio"/>	<input type="radio"/>	<input type="radio"/>
I write with correct word	<input type="radio"/>	<input type="radio"/>	<input type="radio"/>	<input type="radio"/>

How do you get students to reflect on their learning needs?



Time to Talk

Our Agenda

1. Identifying Independent Learning Skills
2. Explicitly Teaching Skills in Class
3. Choosing What to Practice
4. Accessing Materials and Resources
5. Motivating Learners

Time to Stretch!




Let's take
10 minutes

What materials and resources can your students access independently?



Chat or Raise your Hand



ESOL Reading Materials



Beginner-Level Reading Resources

These are great independent-reading resources for ESOL beginners:

- The sentences are simple.
- Vocabulary is accessible.
- The format is predictable.
- The texts have media support with images and, in some cases, audio.

Literacy Level

[Easy English Readers](#) by teachabcenglish.com (print or pdf)



[Bow Valley Readers](#) by Bow Valley College, Canada. (online)



Low-Beginning Level (from easy to more challenging)

[Photostories](#) by Grassroot Press (print or pdf)

A Variety of Series: Humour, Romance, How to, You be the Judge, Volunteer, Health, Animal



[ESL Pre-beginning Story Bank](#): Literacy Minnesota (online)

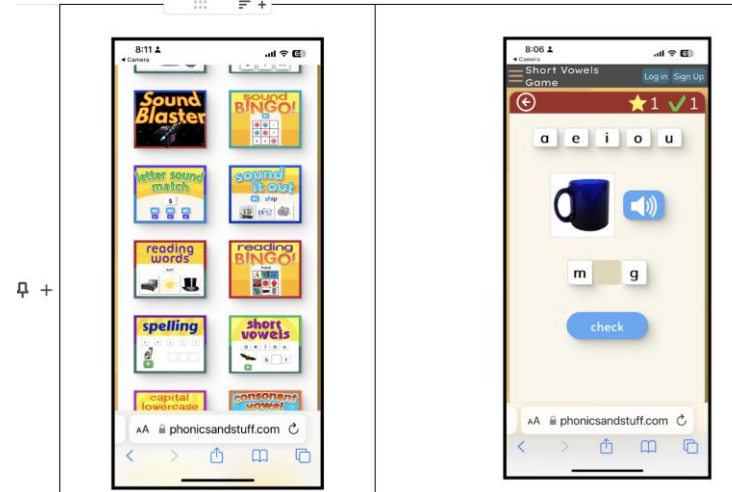


Student Facing Materials: Example



Phonics & Spelling

Practice alphabet letters and sounds.



Public Libraries

How to Get a Cambridge Library Card

You can get a library card with:

- a photo ID with your current local address in Massachusetts

OR


- a photo ID **plus** one document with your name and current local address on it.

There is no waiting period for a library card and it is free!

**What other parts of the community
offer opportunities for student
learning?**



Chat or Raise your Hand



The Community as Learning Resource

Harvard Museum of Natural History



Free to Massachusetts residents every Sunday morning (year-round) from 9:00 am to 12:00 pm.

Also free to Massachusetts residents on Wednesdays from 3:00 pm to 5:00 pm (September through May).

Proof of residency required. Picture i.d. and something with your address.

+++++

1. What is it?

The Harvard Museum of Natural History.

2. Where is it?

3. When is it free?

4. What can you see there?

Bringing it all together: Conferencing

A great opportunity for planning students summer learning!

Conferences: Example Questions

1. How are you doing in English class?
2. What are you doing well?
3. What do you want to practice more?
4. What is your plan for practicing English this summer?

How might you include
summer learning in your
student conferences?



Time to Talk

Our Agenda

1. Identifying Independent Learning Skills
2. Explicitly Teaching Skills in Class
3. Choosing What to Practice
4. Accessing Materials and Resources
5. Motivating Learners

Motivating Students

Prizes & Celebrity!





Social Media!

Logs?

Learning

Study Buddies?

Prizes & Celebrity!!!



Did you read a book over winter break?

Book Report

Name: _____

What is the title of the book? _____

What is the author's name? _____

What is the main character's name? _____

What is the book about? _____

What is your favorite part? _____

What is your opinion of the book? _____

Book Report

Name: _____

What is the title of the book? _____

What is the author's name? _____

What is the main character's name? _____

What is the book about? _____

What is your favorite part? _____

What is your opinion of the book? _____

Book Report

Name: _____

What is the title of the book? _____

What is the author's name? _____

What is the main character's name? _____

What is the book about? _____

What is your favorite part? _____

What is your opinion of the book? _____

Book Report

Name: _____

What is the title of the book? _____



What is the author's name? _____

What is the main character's name? _____

What is the book about? _____

What is your favorite part? _____

What is your opinion of the book? _____



Book Report

Name: _____

What is the title of the book? _____


What is the author's name? _____

What is the main character's name? _____

What is the book about? _____

What is your favorite part? _____

What is your opinion of the book? _____



Book Report

Name: _____

What is the title of the book? _____


What is the author's name? _____

What is the main character's name? _____

What is the book about? _____

What is your favorite part? _____

What is your opinion of the book? _____



How do you motivate your students to do independent study when classes are not in session?

Time to Talk

Our Agenda

1. Identifying Independent Learning Skills
2. Explicitly Teaching Skills in Class
3. Choosing What to Practice
4. Accessing Materials and Resources
5. Motivating Learners

Objectives:

For you to come away with:

- ▶ an array of study skills and learning routines students can use on their own
- ▶ concrete student-facing planning tools for summer learning
- ▶ program-wide summer-project ideas to incentivize summer learning



Thank you!

We want your feedback.
Insert evaluation link

Learn more about upcoming First Literacy Professional Development Workshops at www.firstliteracy.org/professional-development-workshops/

Follow First Literacy on [Facebook](#) | [LinkedIn](#) | [Twitter](#) | [Instagram](#)