

# Welcome to the JVS Hyde Park Family Literacy Class

Class 11



# Warmup

Which book from this class was your favorite? Why?

Out of three stars, what would you rate the books?

1 star = ehh


3 stars = excellent

Books we have read so far:

- *Big Dreams*
- *The Rainbow Fish*
- *Dr. Seuss's ABC*
- *Animal Colors*
- *Pablo Puppy's Search for the Perfect Person*



This week: *Mimi's Odd Jobs*

**Dr. Seuss Makes Reading Fun!**



Fill in your reading goal in the circle on the left and track the books you read below. Use the star stickers provided to rate each book!

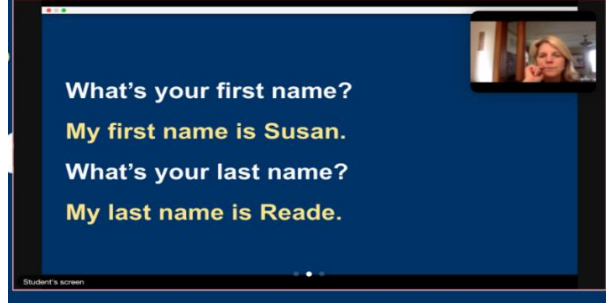
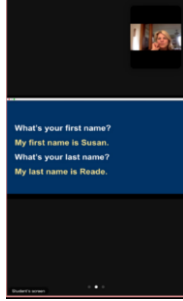
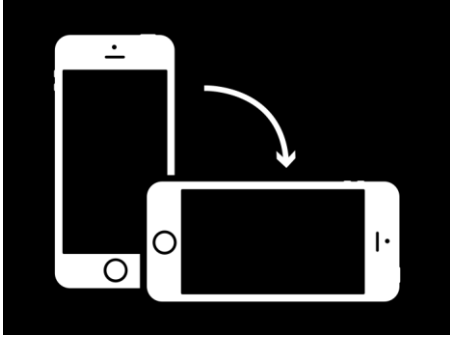
Date	Title	My Rating
		☆☆☆
		☆☆☆
		☆☆☆
		☆☆☆
		☆☆☆
		☆☆☆
		☆☆☆
		☆☆☆
		☆☆☆
		☆☆☆



Dr. Seuss  
Sally  
Mimi's Odd Jobs

# Zoom on a Phone

1. Turn your phone!



2. Lean your phone against something.



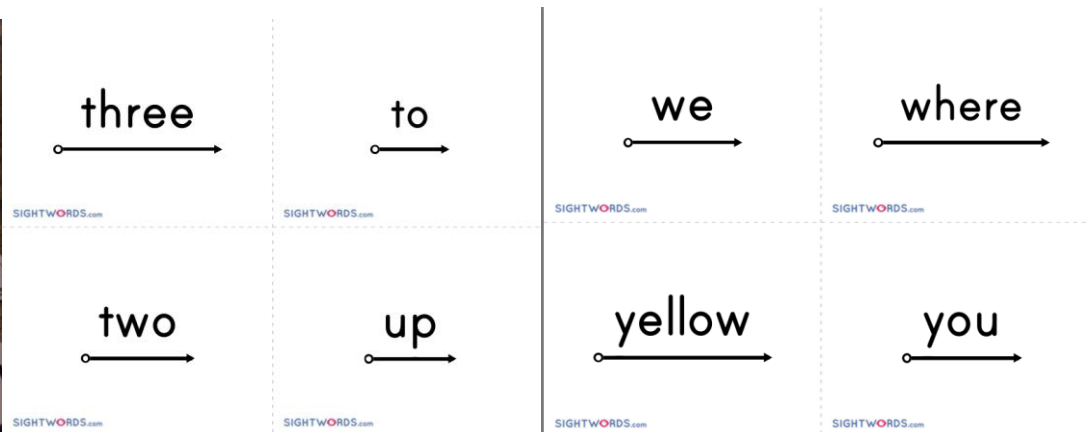
# Agenda

- Warm-up: Book rating
- Phonics: Sight Words, Silent Letters
- How can you read with children?
- *Mimi's Odd Jobs*
- Goodbye and homework for Wednesday



# Phonics: Sight Words

- Teachers sometimes give children lists of sight words to practice.
- Flash cards and games are useful if your child has trouble with sight words! Free [lists of sight words](#) can be found online, too.



# Phonics: Silent Letters



What do you notice about the silent letters?

What letters are near them? Where are they in the words?

You **don't** say the silent letter:

- **W:** wrap, wrong, write, wrist, answer
- **H:** hour, honest, herb, honor, ghost
- **B:** bomb, lamb, thumbb, limbb
- **K:** know, knife, knot, knee
- **G:** sign, feign, align, gnat
- **GH:** right, eight, taughth, daughter, fight

# What are different ways parents and children can read together?

- adults read to children in English
- adults read to children in their language
- reading bilingual books
- shared reading - adults read some parts, children read other parts
- children read to adults (adults can support children as they read)
- everyone in the family reads independently at the same time



Talking about the book together is important (even if your child is telling you about a book they read by themselves).

Make it fun! Make it a routine! You can read together and spend quality time.

## Vocabulary for *Mimi's Odd Jobs*

	to beg or make an emotional appeal (p. 6)
	the modal verb for possibility (p. 6): “... so what ____ you do?”
	to gather and pick up leaves with a garden tool (p.7)
	the modal verb for advice (p. 8): “...I ____ not have said that no job was too odd...”
	the modal verb for hypothetical action, possible future (p.10) “...I _____ have the money for a vacation in no time.”
	another word for “little alligator” (p. 11)



# Mimi's Odd Jobs

How can you set the stage?




# Open & Closed Questions

Practice open/closed questions with pictures on page 4.

Open:

Closed:




# Open & Closed Questions

Practice open/closed questions with pictures on page 5.


**Open:**

**Closed:**



# Mimi's Odd Jobs: Picture walk

Can I read *Mimi's Odd Jobs* to a 2 year old?



Yes! It's ok to read the words, even to very young children.

It's also ok to “read” with just pictures. Turn the pages without reading. Point and tell the story from the pictures. Ask open and closed questions. Ask complex questions too!

**What happens next in this story?**

Cultural note: In US schools, students often give a report at the start of classes “What I did for summer vacation.”

# *Mimi's Odd Jobs* reading

Let's read!

# Silent letters in Mimi's Odd Jobs

Working with your partner, find all the words with silent letters. (These are letters that you see, but do not say.) Then, underline the silent letter

For example: Page 4: exhausting

page 6:

Page 7:

Page 8:

Page 9:

Page 12:

Page 14:

Page 16:


# In person Gathering / Celebration

Wednesday 8/27 12 - 2pm

This is the end of class. But first...

When is our last class?

On Wed, August 20th, 2025 from 11AM to 1PM



Homework:

Finish looking for silent letters in *Mimi's Odd Jobs*.



This is the end of class today.

Please write a word that was new for you into the Zoom chat before you leave.

If you have any questions or comments, please send them to your teacher in a private WhatsApp message.

