

Welcome to the JVS Hyde Park Family Literacy Class


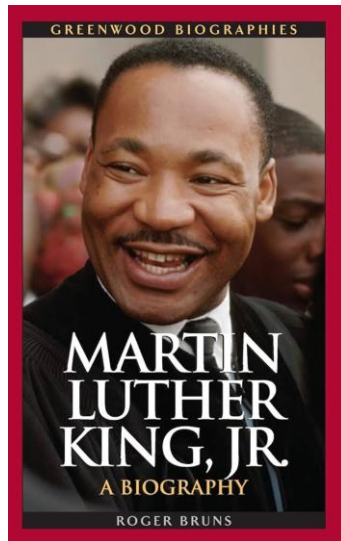
Class 12



Warmup

From English for New Bostonians Supporting Children's Learning Unit 3 Activity 5:
<https://www.englishfornewbostonians.org/esol-for-parents-caregivers-curr>

Book Vocabulary <https://wordwall.net/play/95902/846/501>



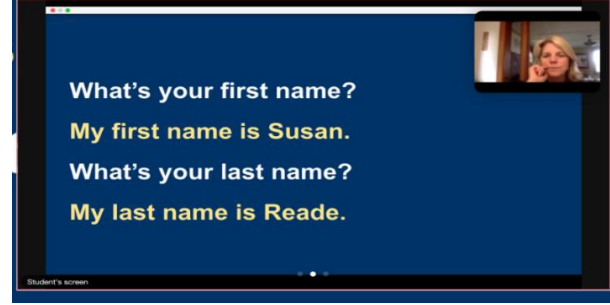
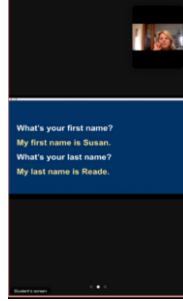
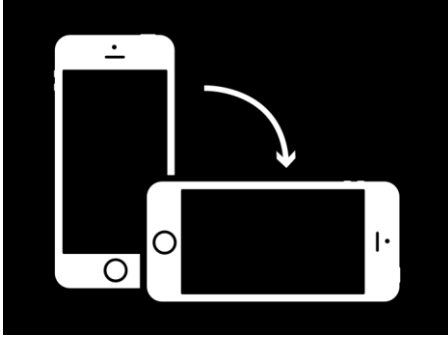
FALLING UP

I tripped on my shoelace
And I fell up—
Up to the roof tops,
Up over the town,
Up past the tree tops,
Up over the mountains,
Up where the colors
Blend into the sounds.
But it got me so dizzy
When I looked around,
I got sick to my stomach
And I threw down.



Zoom on a Phone

1. Turn your phone!



2. Lean your phone against something.



Agenda

- Warm-up: Book Vocabulary
- Phonics: Bossy R
- Using the Library
- Explore: Resources & Survey 2
- In-Person Celebration
- Read again: *Mimi's Odd Jobs* (if we have time)



Homework Review: Silent Letters in Mimi

Instructions: First, compare your answers with a partner.

For example: Page 4: exhhausting

page 6: could

Page 7: thought, could, knew

Page 8: would, should, sign, neighborhood

Page 9: right, when, while, hour

Page 12:

Page 14:

Page 16:

Phonics: Bossy R

- When the letter R follows a vowel, the R changes the sound of the vowel. That's why we call it the "Bossy R." (Sometimes called an "R Controlled Vowel.")
- Look at the following words, and notice how the vowel sound changes when the R is added.

hen	her
sit	sir
fox	for
fun	fur

Phonics: Bossy R

- ar: car, start, park, star, art
- or: horn, born, forget, fork, doctor, actor
- er: her, sister, brother, lottery, server
- ir: bird, shirt, first, birthday, thirty
- ur: burn, church, Thursday, purse, turn



Bossy R in Mimi's Odd Jobs

Look at pages 4 and 5 with a partner^{er}. Can you find any bossy R's that change the sound of the vowel to ^{ur}?

Page 4: Hi, I'm Mimi. I'm glad to be going back to school after^{er} summer^{er} vacation. Most kids don't say that, but my summer^{er} was simply exhausting.

Page 5: You see, I really wanted to go to the beach this summer^{er}, but our^{ur} family had to buy a new car^{ar} after^{er} ours broke down. It happened right after^{er} school let out. There went all our^{ur} travel plans!

Discussion: Using the Library

Question: Is it good to let **children** choose a few books on their own? Why? Why not?

Is it also good for **parents** to choose books for their children? Why? Why not?

Discussion: Using the Library, continued

Is it important for children to read a variety of different **kinds** of books? Why? Why not?

<https://www.readingrockets.org/topics/childrens-books/articles/importance-reading-widely>

What **kinds of books**? (We just learned about kinds of books at the start of this class!)

Brainstorm: **How** can parents choose the books?

Book Search!

How can you find the books after
you choose them?

Go the library. Yes! But then what do you do?

Ask for help!

But how do I ask for help?

What do you ask the Librarian?

Complete the question.

When you want to find a specific title:

- Could you _____ me find this book?
- Do you _____ this book?

When you want to find books about a topic:

- Where can I _____ books about dinosaurs?

To find more books by an author you or your child likes:

- Where can I _____ books by Brian Wildsmith?
- Can you help me find books by _____ ?



Now, we are going to practice these 3 conversations.

Conversation #1: Do you have_____?

Parent: Do you have the book *Wilma Unlimited*, by Kathleen Krull?

Librarian: I'll look it up for you.

Parent: Thank you.

Librarian: No, we don't have it here, but I can order it for you.

Parent: That would be great. How long will it take?

Librarian: The book will probably be here in a few days. I can call you when it comes in.

Parent: Thank you very much.



Conversation #2 Where can I find books about ____?

Parent: My son is very interested in dinosaurs. Where can I find books about dinosaurs?

Librarian: That would be over in the corner. Let me show you.

Parent: Okay, thanks very much.

Librarian: Here they are. On this shelf you should find lots of books about dinosaurs.

Conversation #3

Parent: My son likes the Curious George books. I know there are lots in the series. Where can I find them?

Librarian: The author is H.A. Rey. So you would look in the fiction section under R.

Parent: Where is the fiction section?

Librarian: Fiction starts here. On the other side are the authors starting with R,S and T.

Resource List & Class Survey 2

Please look at the videos in this Google Doc. Why? This has videos to answer many of your questions.

If you have a phone, you need to get the Google Doc app first.

<https://docs.google.com/document/d/1m-mnV7V5alzpYhRRVcdHRSFIQahxepfajfOG3Nw50JI/edit?tab=t.0>

Please complete our Class Survey 2 Google Form! We will send the link in WhatsApp after class.

In person Gathering / Celebration

Wednesday 8/27 12 - 2pm

Where? at the Hyde Park Library

Bring children? Yes!

This is the end of class. But first...

Great work this summer!

Homework for In person class!

- Choose a whole book to read out loud at the library for the children.
- Practice open/closed questions!
- Complete Class Survey 2



This is the end of class today.

Please write a word that was new for you into the Zoom chat before you leave.

If you have any questions or comments, please send them to your teacher in a private WhatsApp message.



Extra slides below

We didn't get to these!

Extra practice: Tongue-twisters!

Tongue-twisters can help to build the muscle required to speak English. Take turns reading these sentences out loud. Which one is the most difficult?

- Danny's dog dances down the dirt road.
- Grace grabbed a group of green grapes.
- Polly Penguin painted pretty pictures on a pink paper.
- Silly Sally swiftly slides down the slippery slope.
- Timmy Turtle tiptoed through the tall tulips twice.
- Wendy's white wagon whizzed wildly down the winding road.



Phonics: Glued/Welded Sounds

- Glued or welded sounds are groups of letters that often appear together in words. The sounds are difficult to separate (and don't always sound how you expect).
- Usually, children are taught these groups of letters in 1st grade.
- Children are taught to think of these letters as glued or stuck together.




glue



weld












Phonics: Glued/Welded Sounds

- all: ball, call, install, fall
- am: ham, swam, slam, yam
- an: fan, man, than, plan




Welded Sounds

1

<p>all</p>  <p>ball /òl/</p>	<p>am</p>  <p>ham /am/</p>	<p>an</p>  <p>fan /an/</p>	
<p>ang</p>  <p>fang /ang/</p>	<p>ing</p>  <p>ring /ing/</p>	<p>ong</p>  <p>song /ong/</p>	<p>ung</p>  <p>lung /ung/</p>
<p>ank</p>  <p>bank /ank/</p>	<p>ink</p>  <p>pink /ink/</p>	<p>onk</p>  <p>honk /onk/</p>	<p>unk</p>  <p>junk /unk/</p>


© 2004, 2013 WILSON LANGUAGE TRAINING CORPORATION. ALL RIGHTS RESERVED. FUNDATION® REFERENCE CHARTS



Wilson Language Studio®


Phonics: Glued/Welded Sounds

- ang: fang, hang, rang, sang
- ing: ring, thing, bring, sing
- ong: song, belong, wrong, long
- ung: lung, sung, hung, clung




Welded Sounds

all




ball
/òl/

am




ham
/am/

an




fan
/an/

ang




fang
/ang/

ing




ring
/ing/

ong




song
/ong/

ung




lung
/ung/

ank




bank
/ank/

ink




pink
/ink/

onk



honk
/onk/

unk



junk
/unk/


© 2004, 2013 WILSON LANGUAGE TRAINING CORPORATION. ALL RIGHTS RESERVED.

FUNDATION REFERENCE CHARTS

Wilson Language Studio












Phonics: More Glued/Welded Sounds

- ank: b**ank**, th**ank**, bl**ank**, r**ank**
- ink: p**ink**, dr**ink**, st**ink**, s**ink**
- onk: h**onk**, b**onk**
- unk: j**unk**, tr**unk**, dr**unk**, st**unk**



Welded Sounds

1

all  ball /ôl/	am  ham /am/	an  fan /an/	
ang  fang /ang/	ing  ring /ing/	ong  song /ong/	ung  lung /ung/
ank  bank /ank/	ink  pink /ink/	onk  honk /onk/	unk  junk /unk/

© 2006, 2012 WILSON LANGUAGE TRAINING CORPORATION. ALL RIGHTS RESERVED.

WILSON