

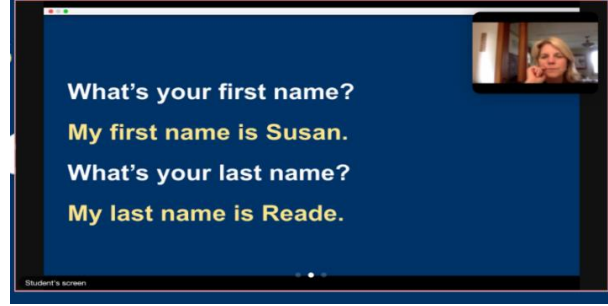
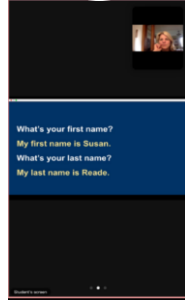
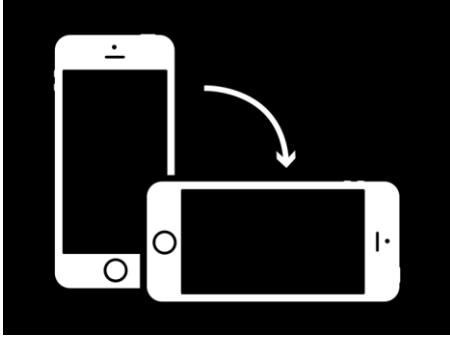
Welcome to the JVS Hyde Park Family Literacy Class

Class 3



Zoom on a Phone

1. Turn your phone!



2. Lean your phone against something.



Agenda

- Warm-up
- *The Rainbow Fish*
- Reading Tips for Parents
- Phonics: English Letter Sounds


Warm-up

How was reading *The Rainbow Fish* for homework?

Did you read to a child or to yourself?


What did you like?

What was difficult for you?



The Rainbow Fish

1. With your partner, talk about any vocabulary words that you wrote down for homework.
2. Next, read the story with another student. Alternate pages. If you have time, read again! (Again!)
3. If there are any words you still don't know (pronunciation or meaning), write them down for the whole group.



The Rainbow Fish Vocabulary

	Kreyol	Luganda
ordinary	òdinè	bulijjo
scales	kal	ebikuta
shade	lonbray	okusiiga
glide	glise	??
glare	fikse	okutunula mu maaso
cave	gwòt	empuku
octopus ink	nyaj lank poulp	ekire kya yinki ya octopus
peculiar	spesifik	okwawukanako

Vocabulary - list from students

prized

splash

whizzed

suddenly

emerged

darkness

shocked

poured

wavered

coral reef

The Rainbow Fish Vocabulary

What words describe the rainbow fish's silver scales? (There are many, many of them, and they have the same meaning.)

What else can you describe using these words? (this is a good question to ask your children as you read).

What words describe the rainbow fish's silver scales?

Sparkling

Shimmer / Shimmering / Shimmery

Shiny / Shining


Glittering

Glimmering

The Rainbow Fish


What did you learn from this book?

What can children learn from this book?



The Rainbow Fish

What questions can you ask your children about this book?



This is the end of class. But first...

What did you learn today? A new word? A new reading skill? Write what you learned in the Zoom chat.

When is our next class?

Homework:

- Read *The Rainbow Fish* out loud (to a child if you can) This time, use one of the new reading tips.

This is the end of class today.

Please write a word that was new for you into the Zoom chat before you leave.

If you have any questions or comments, please send them to your teacher in a private WhatsApp message.



We did not get to the following slides.

They were moved to the next class and may have been changed.

How to read to children

In the first two classes, we talked about **why** it's important to read to children. What do the researchers say?

Reading is the most important thing you can do with your children at home to help them succeed in school.

So we know why reading with children is important.

In the next part, we will talk about **how** to read to children.

Quote from English for New Bostonians Unit 3 Activity 1:

<https://www.englishfornewbostonians.org/esol-for-parents-caregivers-curr>

HANDOUT: REACH OUT AND READ: **READING ALOUD TIPS FOR PARENTS**

From English for New Bostonians Unit 3 Activity 2:

<https://www.englishfornewbostonians.org/esol-for-parents-caregivers-curr>

Reading to children

Read and Discuss Stories



From English for New Bostonians Unit 3 Activity 2:

<https://www.englishfornewbostonians.org/esol-for-parents-caregivers-curr>

Reading to children

What did you notice in the video?

What did the parents do?



























What tips did they use?

From English for New Bostonians Unit 3 Activity 2:

<https://www.englishfornewbostonians.org/esol-for-parents-caregivers-curr>



Alphabet Chart

Aa apple 	Bb ball 	Cc cat 	Dd dog 
Ee elephant 	Ff fish 	Gg goat 	Hh hat 
Ii igloo 	Jj juice 	Kk kite 	Ll leaf 
Mm monkey 	Nn nose 	Oo octopus 	Pp pig 
Qq queen 	Rr rabbit 	Ss sun 	Tt turtle 
Uu umbrella 	Vv volcano 	Ww watermelon 	Xx box 
Yy yo-yo 	Zz zebra 		

A for Apple Song

<https://www.youtube.com/watch?v=BELIZKpi1Zs>