

Welcome to the JVS Hyde Park Family Literacy Class

Class 4



Agenda

- Warm-up discussion
- Reading Tips for Parents
- Making the Story Come Alive
- Phonics: English Letter Sounds
- Student Survey (Google Form)

Warm-up

Do your children like books?

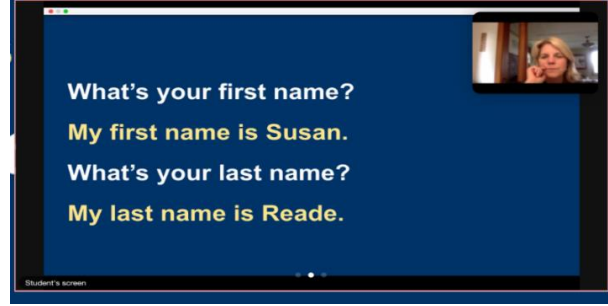
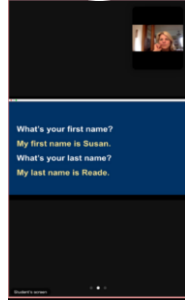
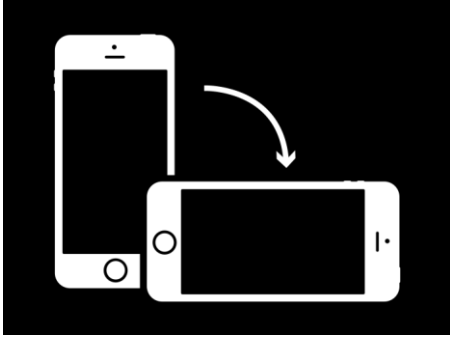
How do you make reading fun for children?

What do you do if children want to stop reading or get distracted?



Zoom on a Phone

1. Turn your phone!



2. Lean your phone against something.



How to read to children

In the first two classes, we talked about **why** it's important to read to children. What do the researchers say?

Reading is the most important thing you can do with your children at home to help them succeed in school.

So we know why reading with children is important.

In the next part, we will talk about **how** to read to children.

Quote from English for New Bostonians Supporting Children's Learning Unit 3 Activity 1:
<https://www.englishfornewbostonians.org/esol-for-parents-caregivers-curr>

HANDOUT: REACH OUT AND READ: **READING ALOUD TIPS FOR PARENTS**

From English for New Bostonians Unit 3 Activity 2:

<https://www.englishfornewbostonians.org/esol-for-parents-caregivers-curr>

Reading to children

Read and Discuss Stories



From English for New Bostonians Unit 3 Activity 2:

<https://www.englishfornewbostonians.org/esol-for-parents-caregivers-curr>

Reading to children

What did you notice in the video?

What did the parents do?

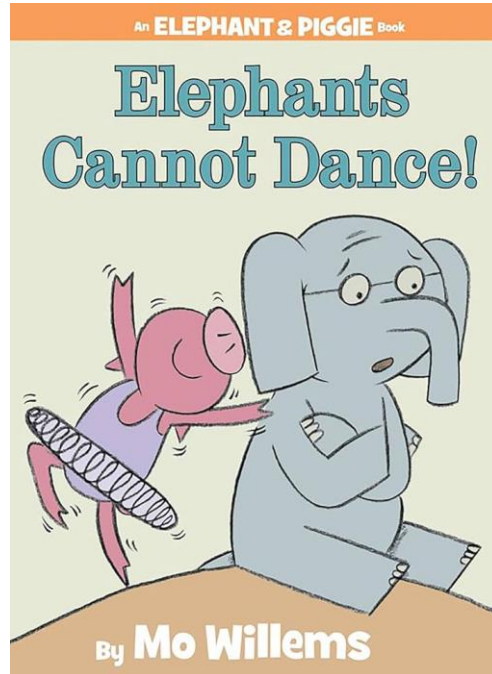
What tips did they use?

From English for New Bostonians Supporting Children's Learning Unit 3 Activity 2:
<https://www.englishfornewbostonians.org/esol-for-parents-caregivers-curr>



Make the Story Come Alive


A word to describe “making the story come alive” is reading with **expression**.



<https://www.youtube.com/watch?v=Nd2T8Hnovou>

Make the Story Come Alive

You are right, Piggie!



I *can* try to dance!



I *will* try to dance!



Practice 1: MAKE THE STORY COME ALIVE

Create voices for the story characters and use your body to tell the story.

"I have been waiting for you," said the octopus with a deep voice. "The waves have told me your story. This is my advice. Give a glittering scale to each of the other fish. You will no longer be the most beautiful fish in the sea, but you will discover how to be happy."



Practice 2: Make the Story Come Alive



























Create voices for the story characters and use your body to tell the story.

"Come on, Rainbow Fish," they called. "Come and play with us!"

"Here I come," said the Rainbow Fish and, happy as a splash, he swam off to join his friends.



Alphabet Chart

Aa apple 	Bb ball 	Cc cat 	Dd dog 
Ee elephant 	Ff fish 	Gg goat 	Hh hat 
Ii igloo 	Jj juice 	Kk kite 	Ll leaf 
Mm monkey 	Nn nose 	Oo octopus 	Pp pig 
Qq queen 	Rr rabbit 	Ss sun 	Tt turtle 
Uu umbrella 	Vv volcano 	Ww watermelon 	Xx box 
Yy yo-yo 	Zz zebra 		

Phonics: Letter Sounds

This is the end of class. But first...

What did you learn today? A new word? A new reading skill? Write what you learned in the Zoom chat.

When is our next class?

Homework:

- Record yourself reading 1 page of The Rainbow Fish. Practice making the story “come alive.” Send the recording on WhatsApp.
- Complete the reading survey Google Form.

This is the end of class today.

Please write a word that was new for you into the Zoom chat before you leave.

If you have any questions or comments, please send them to your teacher in a private WhatsApp message.

