

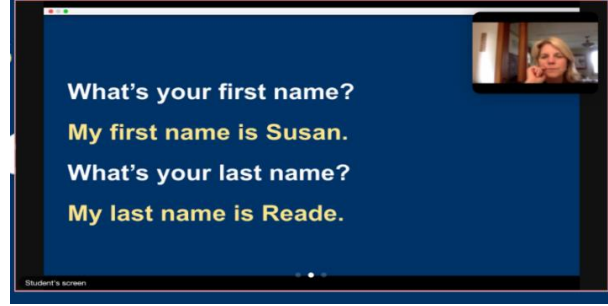
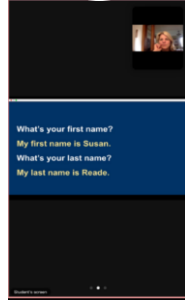
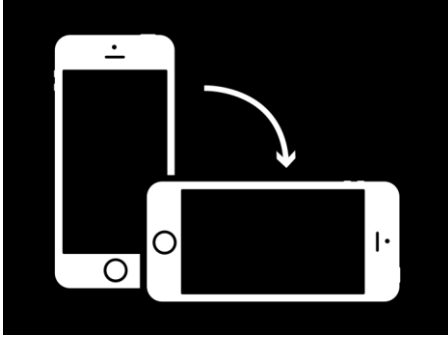
Welcome to the JVS Hyde Park Family Literacy Class

Class 6



Zoom on a Phone

1. Turn your phone!



2. Lean your phone against something.



Agenda

- Warm-up Discussion
- Video: How to Read Out Loud With Your Preschooler
- Phonics: Sounding Out Words and Digraphs
- Dr. Seuss's ABC (your homework for next class!)

Warm-up

When was the last time you read to your child?

What book did you read?

What part of the story was fun?

For example: I read Rainbow Fish to my wife, and it was fun to read the octopus part with the **deep voice**: ***I have been waiting for you.***



Video: How To Read Out Loud With Your **Preschooler**

<https://www.youtube.com/watch?v=ZDseYZz5HjM>

New words	definition	Comprehension Question
set the stage	prepare for an event, create the conditions	How can you <i>set the stage</i> for a story?
ham it up	to perform or act in a silly, playful way, with a lot of energy	How can you <i>ham it up</i> when you read to your child?
warm and fuzzy	causing feelings of happiness and affection	How can you help your child feel <i>warm and fuzzy</i> when you read to her or him?

Adapted from English for New Bostonians Unit 3 Activity 3:

<https://www.englishfornewbostonians.org/esol-for-parents-caregivers-curr>

Vocabulary review

1. How does the mother **set the stage**?

SHOW YOUR CHILD THE COVER PAGE.

Explain (or guess!) what the story is about.
- Books have titles, and a real person wrote the story.

2. How does the mother **ham it up**?

MAKE THE STORY COME ALIVE.

- Create voices for the story characters.
...but a fairy must be very careful with magic...

Vocabulary review, cont'd

3. How does the mother make it **warm and fuzzy**?

- She shows affection by sitting together. She holds her daughter in her lap and **listens** with attention. She **follows** the daughter's interest.



HANDOUT: REACH OUT AND READ: READING ALOUD TIPS FOR PARENTS

In one minute, we will watch the video again.

First, find your **Handout**. Then check ☒ the tips the mother uses when she reads to her daughter. Your handout should look like this now:

☒ **Have Fun**

☒ **Show the Cover Page**

☒ **Make the story come alive**

We will discuss your answers after we watch the video again.

<https://www.youtube.com/watch?v=ZDseYZz5HjM>

Video: How To Read Out Loud With Your Preschooler

What other tips did the mother use with her daughter?

- ☐ make reading part of every day.
- ☐ have fun.
- ☐ a few minutes is okay.
- ☐ talk about the pictures.
- ☐ let your child turn the pages.
- ☐ show your child the cover page.
- ☐ show your child the words.
- ☐ silly sounds are fun to make.
- ☐ chose books that your child can relate to
- ☐ make the story come alive
- ☐ ask questions about the story
- ☐ let your child ask questions about the story
- ☐ let your child tell the story

Phonics - sounding out CVC words

CVC words have a **C**onsonant, a **V**owel, and a **C**onsonant: like **sat**, **cat**, **hat**

After they learn letter sounds, children can sound out CVC words. First, make each letter sound, then **blend** them together.

dad

bat

web

vet

sip

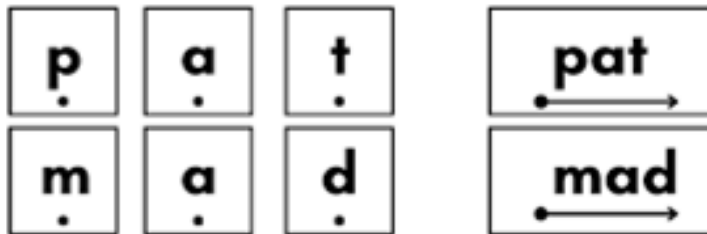
fig

mom

top

cut









hum



Phonics: Digraphs

<https://www.youtube.com/watch?v=d4PKjUFyyoM>


2 letters that make 1 sound together.

Consonant Digraphs					
ch-		chain CHān	-ch		switch swiCH
sh-		shark SHārk	-sh		trash traSH
th -		three THrē	-th		earth ērTH
wh-		wheel (h)wēl	-ck		duck dək

Phonics: Digraphs

- **CH** - March, child, lunch, chat
- **SH** - shave, wash, shorts, fish
- **Soft TH** - think, bath, thank, both
- **Hard TH** - mother, father, that, there
- **TCH (CH sound)** - watch, stretch, itch, match
- **WH** - what, when, why, whisper
- **CK** - kick, sock, flick, luck
- **PH (F sound)** - phone, phonics, photograph

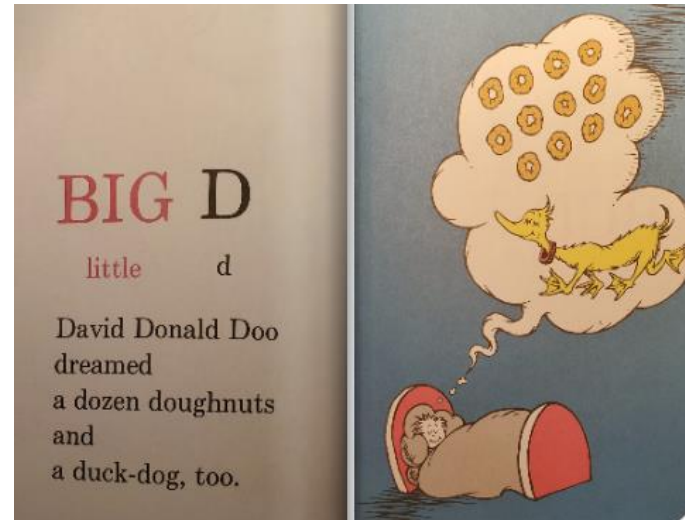
Dr. Seuss's ABC



What do you notice about the words?

barber baby bubbles
dreamed a dozen doughnuts

alliteration - uh-lih-tr-ay-shun
when words start with the same sound
(which is good for practicing letter sounds)



Dr. Seuss's ABC: Nonsense (*not real and silly*) words
They help children practice phonics!


Four fluffy feathers
on a
Fiffer-feffer-feff.



Ten tired turtles
on a **tuttle-tuttle** tree.




I am a **Zizzer-Zazzer-Zuzz**
as you can plainly see.



Dr. Seuss's ABC

Let's read it again!

As you listen, write down words that are confusing or hard to pronounce. We can talk about them after.



Dr. Seuss's ABC: Pronunciation

googoo goggles - goo goo **gaa-glz**

Icabod - **ih**-kuh-bahd

mumbling - **muhm**-buh-ling

ostrich - **aa**-strich

oiled - **oyld**

quacking quacker-oo - **kwa**-king **kwa**-ker-oo

rhinoceros - **rai-naa**-sr-uhs


Nixie Knox - **nix**-ee nox

Dr. Seuss's ABC

With your partner(s), take turns reading the book out loud. Alternate reading the pages.

Practice:

- being playful
- making the story come alive
- asking questions about the book
- showing the pictures
- pretend your classmates are children!




This is the end of class. But first...

When is our next class?

Homework for Monday!

- **Recording of one page of *Dr. Seuss's ABC* -**
Please send via WhatsApp. (Be expressive and ask questions: What..? Where? Why? or *I wonder...*)



If you need help with WhatsApp, stay after class with the teacher!

This is the end of class today.

Please write a word that was new for you into the Zoom chat before you leave.

If you have any questions or comments, please send them to your teacher in a private WhatsApp message.

