

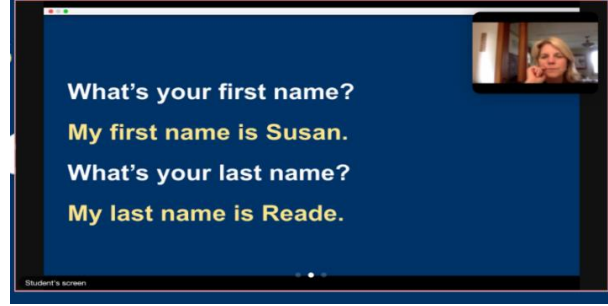
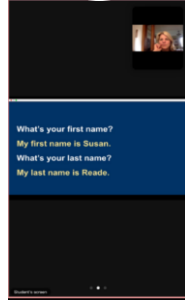
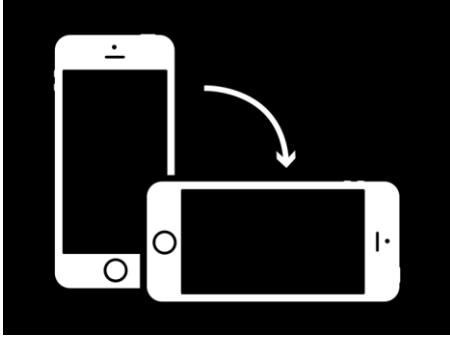
Welcome to the JVS Hyde Park Family Literacy Class

Class 7



Zoom on a Phone

1. Turn your phone!



2. Lean your phone against something.



Review: Reading Tips from last class

- **Set the stage** - What is the title of the book? Look at the cover: what is this book about? Who wrote this book?
- Try to make things **warm and fuzzy**. Invite my child to sit close to me.
- **Ham it up!** You can make voices for the characters in the book. Ask questions about the pictures. *How many fairies do you see?* 1, 2, 3, 4...

Warm-up Question: Sometimes children don't want to read...

Instructions: Discuss with your partners in a breakout group. Take notes when your partner shares an interesting idea. Share with the class when you return to the main room.

- What do you do when your kid refuses to read or isn't interested? (Remember to speak with kindness and respect. All the parents are doing the best they can!)



Your Ideas: Discussion Report

When my child refuses to read...

-

Agenda

- Warm-up: What do you do when your kid refuses to read?
- Different kinds of children's books
- Navigating a Tips Website
- Phonics: Magic E
- Your child's **erly ritng**: Invented Spelling
- New book! **Koulè Bèt** / **Animal Colors**

Vocabulary: Match the different kinds of children's books

A



B



C



___ A **board book** is easy for young children to hold and turn the pages.

___ A **picture book** is good for sharing story time without a lot of words for beginning readers.

___ A **chapter book** is good for older children who can read more words.

What kind of books do you want for your child? Why?

From English for New Bostonians Supporting
Children's Learning Unit 3 Activity 5:
<https://www.englishfornewbostonians.org/esol-for-parents-caregivers-curr>

Reading Tips for Parents Website

We will look at this website, and read about how to support a child you read to. There is a **lot** of good information here. What reading tips can help your child?

Reading tips in English

View these parent tips online (and download as a PDF):

- [Tips for Parents of Babies](#)
- [Tips for Parents of Toddlers](#)
- [Tips for Parents of Preschoolers](#)
- [Tips for Parents of Kindergartners](#)
- [Tips for Parents of First Graders](#)
- [Tips for Parents of Second Graders](#)
- [Tips for Parents of Third Graders](#)
- [All ages](#)

Reading tips in other languages

The downloadable tips for parents are available in the following languages:

Babies — grade 3

- [Spanish](#)
- [French](#)
- [Arabic](#)
- [Traditional Chinese](#)
- [Haitian Creole](#)

Digital Skill: Navigating a Website

[Reading Tips for Parents Website:](#)

Soon, you will practice finding information on a website.

What are you looking for?

Tips for reading to your Kindergarten age child.

Go down to find: Reading tips for Kindergartners

Reading tips in English

View these parent tips online (and download as a PDF):

- [Tips for Parents of Babies](#)
- [Tips for Parents of Toddlers](#)
- [Tips for Parents of Preschoolers](#)
- [Tips for Parents of Kindergartners](#)
- [Tips for Parents of First Graders](#)
- [Tips for Parents of Second Graders](#)
- [Tips for Parents of Third Graders](#)
- [All ages](#)

Activity: Find the Game on the website

In this activity, you and your partner will navigate a website to find dips for Kindergartners. There is a lot of information on the website! Close to the bottom of the page, you can see this:

child about what is going on in the book.

Talk about letters and sounds

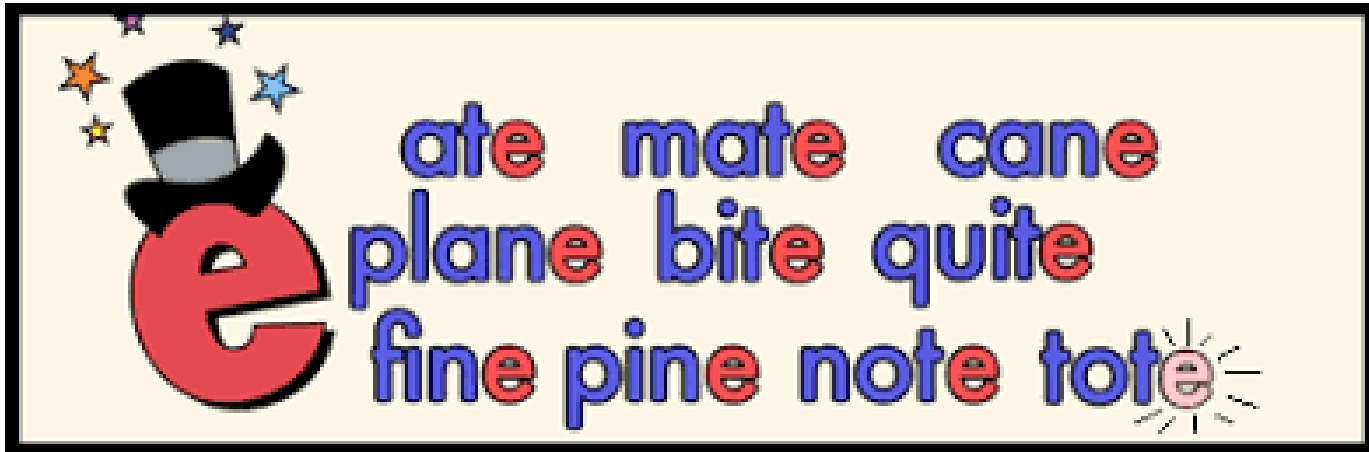
Help your child learn the names of the letters and the sounds the letters make. Turn it into a game!

Find the last tip (Talk about letters and sounds) and play the game with your partner for a few minutes.

Phonics: Magic E

When a word has a vowel, then a consonant, then an “e” at the end:

- The vowel says its name and the e is silent.
 - at, mat, pin, not - *short vowel sound*
 - ate, mate, pine, note - *long vowel sound (the e is silent)*



can → cane	bit → bite	cod → code	cut → cute
cap → cape	dim → dime	con → cone	dud → dude
dam → dame	fin → fine	cop → cope	tub → tube
fad → fade	hid → hide	dot → dote	cub → cube
fat → fate	kit → kite	hop → hope	
gap → gape	pin → pine	lob → lobe	
hat → hate	pip → pipe	mod → mode	
mad → made	rid → ride	mop → mope	
mat → mate	rip → ripe	nod → node	
pal → pale	sit → site	not → note	
tap → tape	win → wine	rob → robe	
rat → rate	at → ate	tot → tote	

Phonics:
Magic E

Your child's Early Writing Skills: Invented Spelling

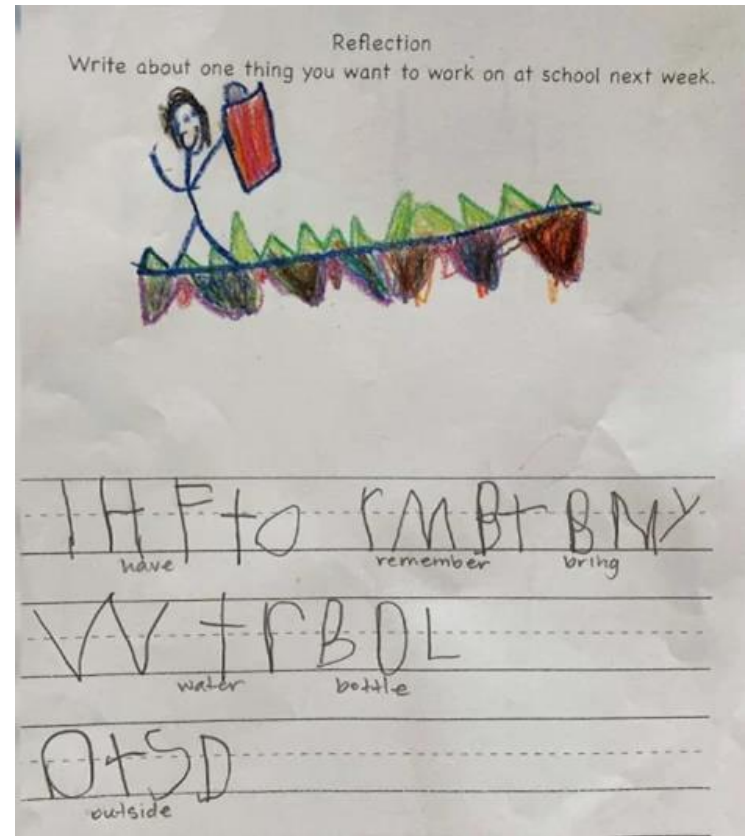
Mi dg is blk. He is fz.

I lv hm. His nam is Ot+s.

My dog is black. He is fuzzy.

I love him. His name is Otis.

Don't worry if your child's writing is like this when they start writing (and when they are spelling new words)!




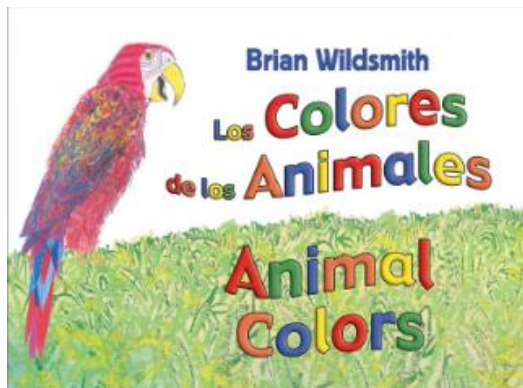
Invented Spelling = Important skill while learning to write!

- Encourage your child to sound out words instead of telling them how to spell the word.
 - *Child:* “How do you spell cat?”
 - *Adult:* “Let’s sound it out. Cat. /C/ /A/ /T/. What do you hear?”
 - *Child writes:* *KT*
- It’s okay if you can’t read their invented spelling, your child is learning phonics very well! Ask them to read the writing to you.



New Book! *Koulè Bèt - Animal Colors*

1. Who wrote this book?
2. What languages do you see?
3. Is it good to read in more than 1 language? Why? Why not?
4. What is the best language of all the languages?




Open and Closed Questions

Some questions are open. They have more than one answer.

Some questions are closed. They have only one answer.

1. What color are the flamingos? (closed)
2. Why are they in the water? (open)




Open or closed question?

1. **Example:** How many chicks do you see? **closed**
2. What are the chicks doing?
3. Isn't the green chameleon beautiful?
4. What color is the chameleon's tongue?
5. How many parakeets do you see?
6. What are the parakeets singing?

Let's Read *Animal Colors*

Who is the kid this time? It's reading time!

The student kid will pretend to be a child, asking questions, repeating sounds, answering the teacher's questions if possible.



Asking Questions

Are you ready to ham it up?

Open your *Animal Colors* book and practice making animal sounds. (If an animal makes no sound, you can act it out!)

Flamingo - <https://www.youtube.com/shorts/O1V495k2jeY>

Red Parrot - <https://www.youtube.com/shorts/rw4L9D8fRfw>

Chicks - <https://www.youtube.com/watch?v=16NKvgrlhZQ>

Chameleon - <https://www.youtube.com/shorts/cIIaPNoTitc>

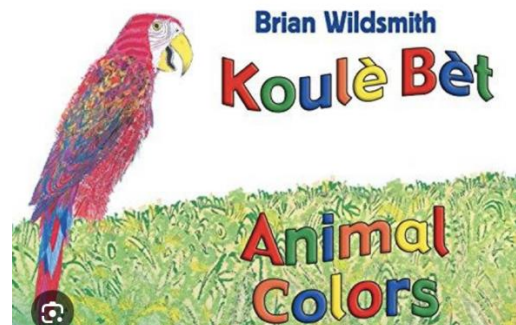
Parakeet - Some animals say their name!

Swan - <https://www.youtube.com/watch?v=GqVFepCbhNY>

Elephant - <https://youtu.be/Z-JT1Bv0vqg?si=6jd0owzEgXc4VSb8&t=63>

Bear - <https://www.youtube.com/watch?v=RSCyWvzkWIE>

Seal - Ort ort ort!





This is the end of class. But first...

When is our next class?

Homework for Wednesday!

- Practice reading *Koulè Bèt - Animal Colors*



This is the end of class today.

Please write a word that was new for you into the Zoom chat before you leave.

If you have any questions or comments, please send them to your teacher in a private WhatsApp message.

