

Welcome to the JVS Hyde Park Family Literacy Class

Class 8

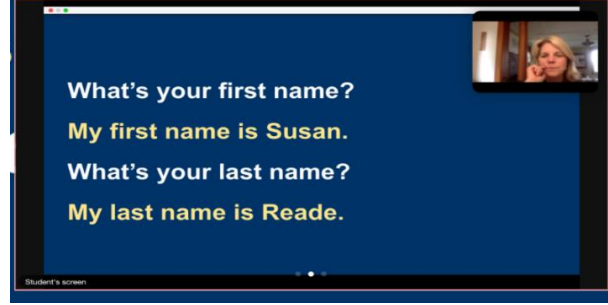
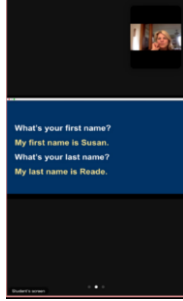
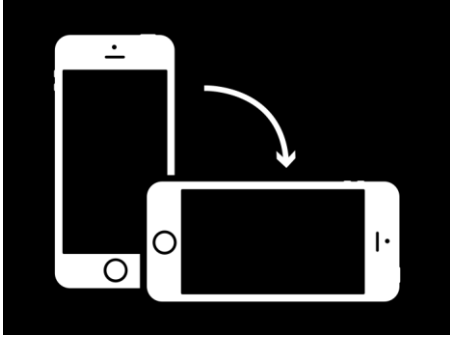


Agenda

- Warm-up: Discussion Question
- Vocabulary - words about books
- Practice reading Koulè Bèt / Animal Colors
- Phonics: vowel teams
- Good bye and homework

Zoom on a Phone

1. Turn your phone!



2. Lean your phone against something.



Warmup: Discuss the question with your partner!

What did you learn from the website?

- For example: *I enjoyed silly tongue twisters with my niece. (These help kids become sensitive to the sounds in words)*
 - Silly Sally swiftly slides down the slippery slope.
 - Timmy Turtle tiptoed through the tall tulips twice.

Reading tips in English

View these parent tips online (and download as a PDF):

- [Tips for Parents of Babies](#)
- [Tips for Parents of Toddlers](#)
- [Tips for Parents of Preschoolers](#)
- [Tips for Parents of Kindergartners](#)
- [Tips for Parents of First Graders](#)
- [Tips for Parents of Second Graders](#)
- [Tips for Parents of Third Graders](#)
- [All ages](#)

Vocabulary words about Books and Stories

	The person who writes the story
	The person who makes the pictures
	Information about the author, illustrator and publisher of the book ©
	a person in a book or story
	two or more books with the same characters
	repetition of the last sound of a word

Wordwall: Vocabulary - Books and Stories

<https://wordwall.net/play/95602/306/846>

Click on the link and complete the exercise. (Don't worry about your score. You can repeat this exercise later!)

Practice reading Animal Colors

The “parent” sets the stage (title, author)


Yay! It’s reading time!

What’s the title of this book? Koule Bet!!

And who is the author? Brian Wildsmith!

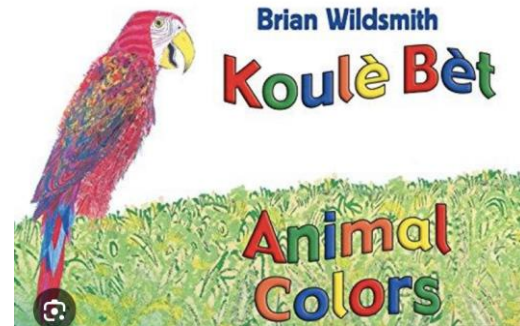
And what is the first animal? Pink Flamenca?

So close! Can you say Pink Flamingo? Pink Flamingo!



Open and Closed Questions

1. What does the pink flamingo say?
2. How many chicks do you see?



Asking Questions

Are you ready to ham it up?

Open your *Animal Colors* book and practice making animal sounds. (If an animal makes no sound, you can act it out!)

Flamingo - <https://www.youtube.com/shorts/O1V495k2jeY>

Red Parrot - <https://www.youtube.com/shorts/rw4L9D8fRfw>

Chicks - <https://www.youtube.com/watch?v=16NKvgrlhZQ>

Chameleon - <https://www.youtube.com/shorts/cllaPNoTitc>

Parakeet - Some animals say their name!

Swan - <https://www.youtube.com/watch?v=GqVFepCbhNY>

Elephant - <https://youtu.be/Z-JT1Bv0vqg?si=6jd0owzEgXc4VSb8&t=63>

Bear - <https://www.youtube.com/watch?v=RSCyWvzkWIE>

Seal - Ort ort ort!

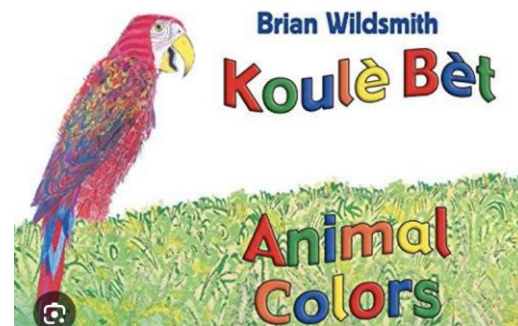


Chart #5

VOWEL TEAMS

When two **vowels** go walking the first does the talking

~~ai~~

sail
brain
mail
claim

~~ea~~

cream
dream
bead
team

~~ee~~

need
seed
sweet
tree

~~ey~~

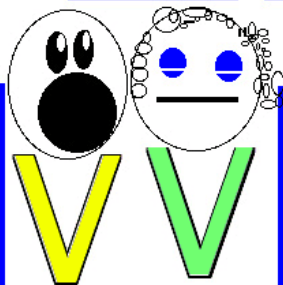
key
turkey
honey
money

~~ay~~

stay
spray
Friday
clay

~~oe~~

toe
hoe
doe
Joe



~~ue~~

due
clue
true
blue

~~ie~~

pie
lie
die
tie

~~ow~~

snow
blow
show
flow

~~oa~~

coast
boat
toast
roast

~~ui~~

juice
suit
fruit

Phonics: Vowel Teams

When 2 vowels go walking,

The 1st does the talking.

The 2nd is silent.

Phonics: Regular Vowel Teams

Long a sound:

ai - brain

ay - pay

Long e sound:

ee - need

ey - key

ea - team

Long i sound:

ie - lie

Long o sound:

oe - toe

oa - toast

ow - **sometimes** - snow

bow ≠ bow

Long u sound:

ui - suit, juice

ue - **sometimes** - rescue

hue ≠ blue

Phonics: Irregular Vowel Teams

ie (long e sound): babies, piece, thief

ea (short e sound): heavy, head, breakfast

oo (short u/oo sound): foot, book, look, cook

ei (long a sound): vein, eight, neighbor

Chart #10


Irregular

VOWEL TEAMS

ie = e	ea = e	oo = u	ei = a
brief	heavy	foot	freight
thief	treasure	football	neigh
lilies	lead	wood	neighbor
field	sweater	hook	rein
babies	head	cook	skein
cherries	feather	book	eight
ladies	thread	cookies	weight
piece	treasure	hood	sleigh
niece	weapon	look	vein
puppies	breakfast	took	feign

Vowel teams in Animal Colors!

Can you find any words in this book with vowel teams? (What color are the parakeets?)



Practice reading Animal Colors Again!

The “parent” sets the stage (title, author)

Yay! It’s reading time again!

What’s the title of this book?

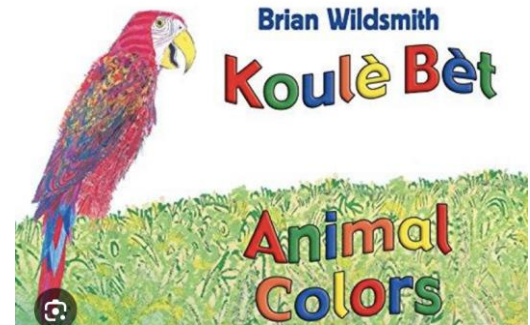
And who is the author?

What is this first animal?

How many pink flamingoes are there?

And what sound does a pink flamingo make?

Why are they standing in the water?



This is the end of class. But first...


When is our next class?

Homework for next class!

- Record 1 page of *Koulè Bèt - Animal Colors* via WhatsApp. Set the stage and ham it up!

Please include:

- 1 open question **and**
- 1 closed question
- And looooots of animal noises!!



This is the end of class today.

Please write a word that was new for you into the Zoom chat before you leave.

If you have any questions or comments, please send them to your teacher in a private WhatsApp message.



Extra practice: Tongue-twisters!

Tongue-twisters can help to build the muscle required to speak English. Take turns reading these sentences out loud. Which one is the most difficult?

- Danny's dog dances down the dirt road.
- Grace grabbed a group of green grapes.
- Polly Penguin painted pretty pictures on a pink paper.
- Silly Sally swiftly slides down the slippery slope.
- Timmy Turtle tiptoed through the tall tulips twice.
- Wendy's white wagon whizzed wildly down the winding road.

